

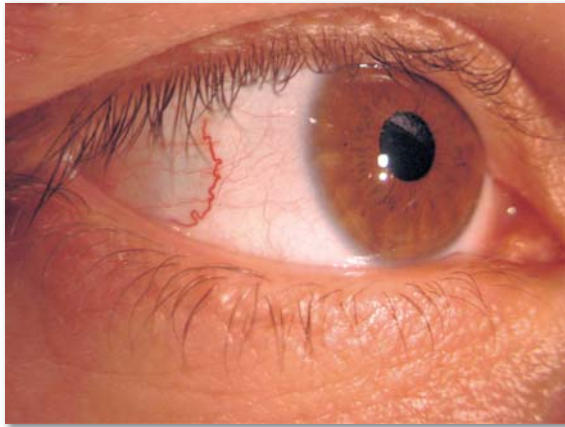
## **DigiPro3<sup>HD</sup>**

### **The third generation Digital Slit Lamp**

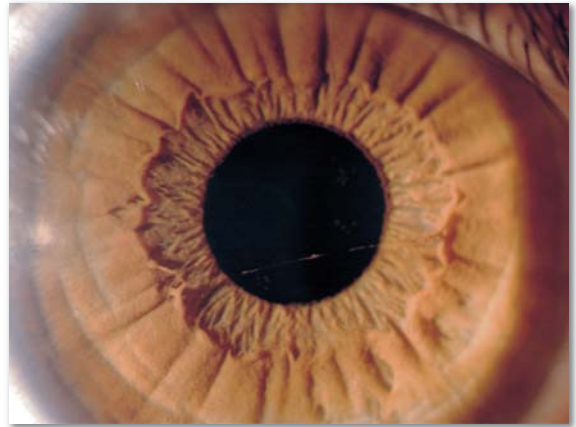
- Integral high quality camera chip for optimal image clarity and contrast. Specifically designed to meet the demands of ophthalmic imaging.
- 5 step magnification control ( 6x, 19x, 16x, 25x, 40x )
- Available in H or Z type configurations.
- Includes back ground illumination.
- Brilliant Halogen illumination and integral yellow filter.
- Automatic right / left eye recognition and joy stick camera trigger ensures ease of operation.
- Instantaneous Image transfer via Fire Wire guarantees live observation in full screen format, ideal for teaching purposes.
- Includes a database and flexible image processing software, which can be integrated with most practice administration software.
- Demanding endothelial images can be acquired without the requirement for a flash.
- No acquisition delay, as with other digital cameras, ensuring that the image that you see is the image you record.



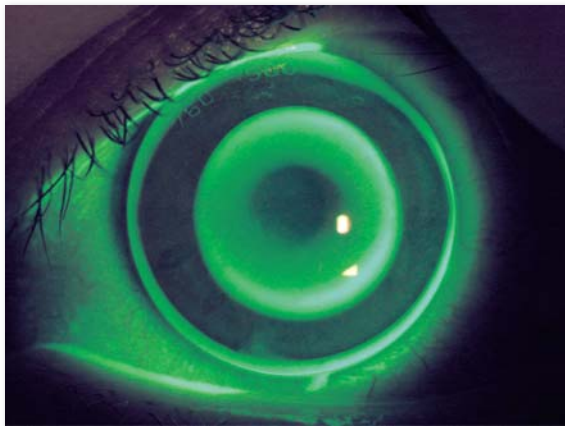
**Digi Pro 3<sup>HD</sup>** with integrated professional camera chip makes quality visible.  
Experience for yourself the speed and ease with you can acquire excellent images.



△ Overview △



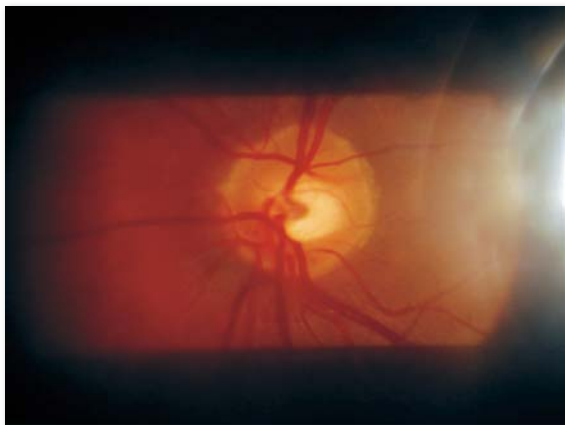
△ Iris △




△ Fluorescein △



△ Details △



△ Fundus Image taken with a Volk Lens △



△ Endothelial Image △